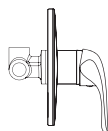
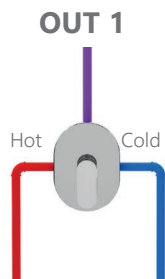


Schéma

Vhodné podomítkové baterie

**Přímá montáž do zdi**

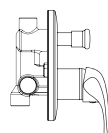
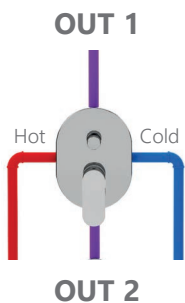
TD 062, TD F 062, TD F 062.20, CL 062, CR 064

**Použití R-boxu RB 070.50**

CR 066, TD 066, TD F 066, TD F 066.20, CL 066

**Použití R-boxu Vari RB 072.50**

FL 066

**Přímá montáž do zdi**

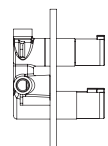
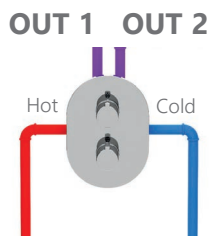
TD 061, TD F 061, TD F 061.20, CL 061

**Použití R-boxu RB 070.50**

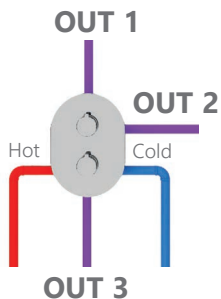
CR 065, TD 065, TD F 065, TD F 065.20, CL 065

**Použití R-boxu Vari RB 072.50**

FL 065

**Přímá montáž do zdi**

CR 063

**Použití R-boxu Multi RB 071.50**

CR 067.00

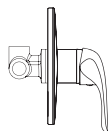
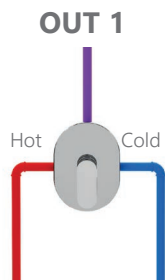
HODNOTY PRŮTOKŮ VODOVODNÍCH BATERÍ RAVAK

Průtok je udáván v l/min při tlaku 0,3 MPa

RAVAK code	Umyvadlo	Bidet	Vana	Hlavová sprcha	Ruční sprcha	OUT 1	OUT 2	OUT 3
PU 014.00	12							
PU 014.20	12							
PU 015.00	12							
PU 015.20	12							
PU 016.00	12							
PU 016.20	12							
PU 019.00	15							
PU 019.20	15							
PU 022.00/150			19		11			
PU 022.20/150			19		11			
PU 026.00			21		9			
PU 026.20			21		9			
PU 032.00					23			
PU 032.20					23			
PU 033.00/150					22			
PU 033.20/150					22			
PU 055.00		12						
PU 055.20		12						
FL 013.00	12							
FL 013.20	12							
FL 014.00	12							
FL 014.20	12							
FL 016.00	13							
FL 016.20	13							
FL 022.00			21		24			
FL 022.20			21		24			
FL 026.00			17		11			
FL 026.20			18		11			
FL 032.00					22			
FL 032.20					22			
FL 055.00		12						
FL 055.20		12						
FL 065.00						25	25	
FL 065.20						25	25	
FL 066.00						25		
FL 066.20						26		
TE 023.00/150			21		22			
TE 033.00/150					24			
TE 072.00/150					23			
TE 082.00/150			21		26			
TE 091.00/150				19	12			
TE 092.00/150			17	12	10			
TE 093.00/150				14	11			
TE 092.01			17	12	10			
TE 093.01				14	11			
TD F 011.00	5							
TD F 011.20	5							
TD F 012.00	5							
TD F 012.20	5							
TD F 013.00	5							
TD F 013.20	5							
TD F 014.00	5							
TD F 014.20	5							
TD F 015.00	5							
TD F 015.20	5							
TD F 022.00/150			19		21			
TD F 022.20			19		21			
TD F 032.00/150					21			
TD F 032.20					21			
TD F 033.00/150					22			
TD F 033.20					21			
TD F 055.00		14						
TD F 055.20		14						
TD F 061.00						22	21	
TD F 061.20						22	21	
TD F 062.00						26		
TD F 062.20						26		
TD F 065.00						21	21	
TD F 065.20						21	21	
TD F 066.00						22		
TD F 066.20						22		
TD F 091.00/150				14	11			
TD F 091.20				14	11			

Schéma

Vhodné podomítkové baterie



Přímá montáž do zdi

TD 062, TD F 062, TD F 062.20, CL 062, CR 064



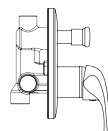
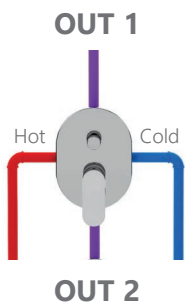
Použití R-boxu RB 070.50

CR 066, TD 066, TD F 066, TD F 066.20, CL 066



Použití R-boxu Vari RB 072.50

FL 066



Přímá montáž do zdi

TD 061, TD F 061, TD F 061.20, CL 061



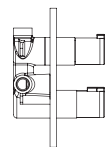
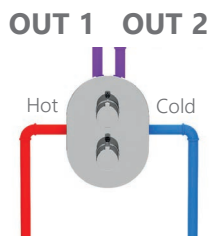
Použití R-boxu RB 070.50

CR 065, TD 065, TD F 065, TD F 065.20, CL 065



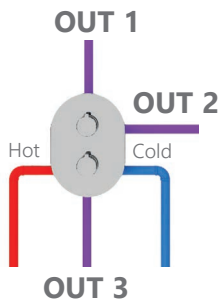
Použití R-boxu Vari RB 072.50

FL 065



Přímá montáž do zdi

CR 063



Použití R-boxu Multi RB 071.50

CR 067.00

HODNOTY PRŮTOKŮ VODOVODNÍCH BATERÍ RAVAK

Průtok je udáván v l/min při tlaku 0,3 MPa

RAVAK code	Umyvadlo	Bidet	Vana	Hlavová sprcha	Ruční sprcha	OUT 1	OUT 2	OUT 3
TD 011.00	5							
TD 012.00	5							
TD 013.00	5							
TD 014.00	5							
TD 015.00	5							
TD 022.00/150			19		21			
TD 032.00/150					21			
TD 033.00/150					22			
TD 055.00		14						
TD 061.00						22	21	
TD 062.00						26		
TD 065.00						21	21	
TD 066.00						22		
TD 091.00/150				14	11			
CR 011.00	8							
CR 012.00	8							
CR 015.00	8							
CR 016.00	14							
CR 019.00	8							
CR 022.00/150			16		17			
CR 025.00			16		11			
CR 032.00/150					20			
CR 055.00		15						
CR 063.00						20	20	
CR 064.00						20		
CR 065.00						21	20	
CR 066.00						21		
CR 067.00						16	17	17
CR 080.00			19		14			
CR 112.00	7				6			
CR 112.01	7				6			
CL 011.00	11							
CL 012.00	11							
CL 016.00	7							
CL 022.00/150			15		16			
CL 032.00/150					17			
CL 055.00		10						
CL 061.00						22	23	
CL 062.00						24		
CL 065.00						20	20	
CL 066.00						20		
SN 011.00	16							
SN 012.00	16							
SN 015.00	16							
SN 016.00	16							
SN 022.00/100			15		17			
SN 022.00/150			17		17			
SN 032.00/100					20			
SN 032.00/150					21			
SN 041.00/100	17							
SN 041.00/150	17							
WF 025.00			19		11			
RS 025.00			19		12			
FM 016.00	18							
FM 080.00			16		12			
FM 081.00			19		15			
BM 011.00	11				6			
BM 011.01	11				6			
BM 040.00					9			
BM 040.01					9			
DS 091.00				15	8			
DS 092.00				15	8			